

INSTRUCTION

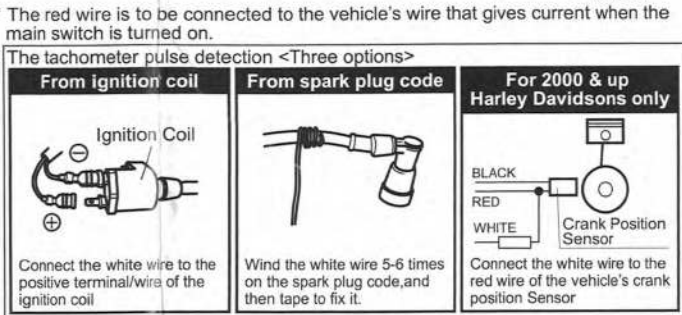
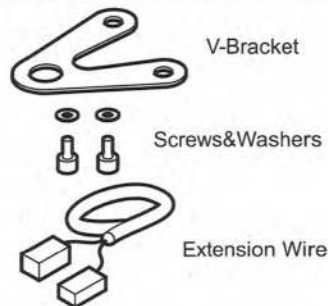
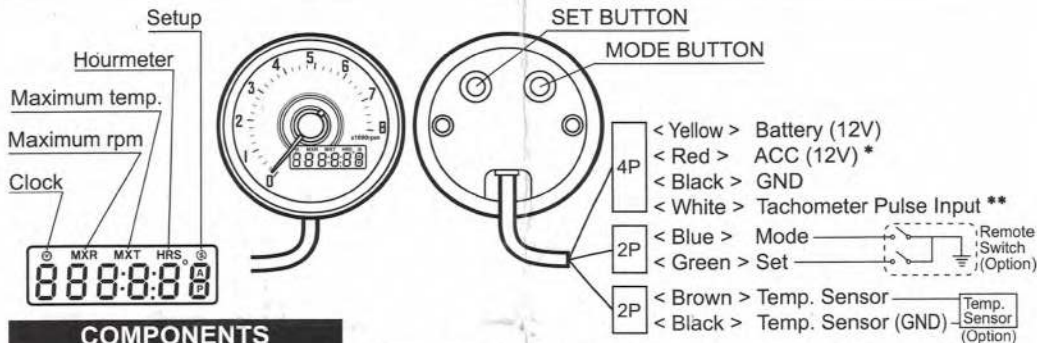
CAUTION

- Read all instructions before use.
- Needs to purchase the optional temp. sensor to measure the engine temp.
- This product is NOT water-proof, but water-resistant. Internal condensation may be found due to a sudden and rapid change of ambient temperature.
- Disconnect the ground wire from the negative post of vehicle's battery before installation.
- Designed for a 12 volt system. VELONA gauges do NOT work with a 6 volt system or a battery-less system.
- Use VELONA gauges for the intended purpose of use.
- DO NOT disassemble VELONA gauges. It may be damaged and water may come in.
- DO NOT leave VELONA gauges in high heat.
- Avoid contact with gasoline, brake fluid or other chemicals. It may be damaged.
- DO NOT hit, drop or give a shock on VELONA gauges. It may be damaged due to a precision part.
- Rubber mounting is recommended for vehicles with much vibration.
- After installation, check to see if all the parts are correctly installed, and to see if all the screws are properly tightened.
- Periodical inspection of the installed parts is required every 500km(300mile). If anything unusual may be found while driving, pull over at a safe place to check.

PRODUCT FEATURES

- Stepping motor-driven tachometer
- Maximum rpm memory and recall
- Temperature gauge, Unit : °C/°F, Range : 0-200°C/32-392°F
- Maximum temp. memory and recall
- Clock, AM/PM Display only
- Hourmeter, Resettable, Maximum : 9999 hours 59 minutes

INSTALLATION & COMPONENTS

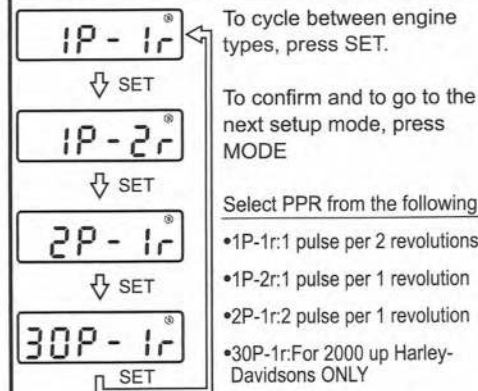


SETUP MODE

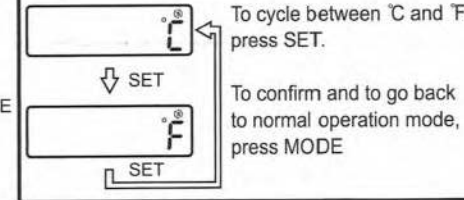
08:20 at any mode

MODE+SET
2sec.

Input number of pulses per revolution(PPR)



Input temp. unit °C or °F



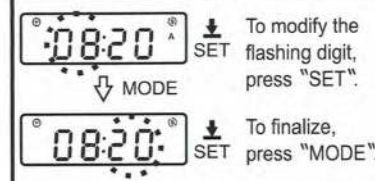
MODE

Normal Operation Mode

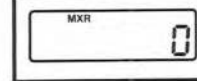
NORMAL OPERATION MODE




Adjust clock



Max. rpm reset



Max. temp. reset



Hourmeter reset



OPTIONAL PARTS

