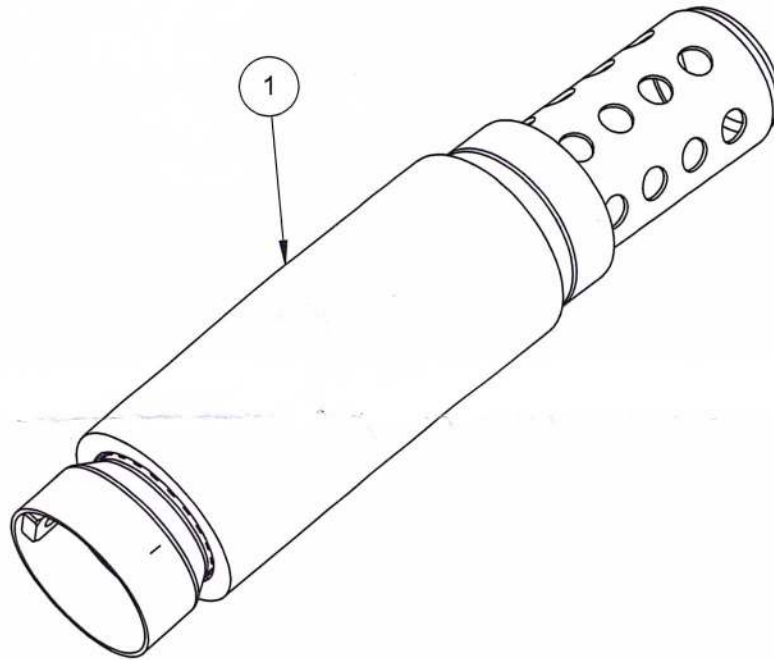



Please follow the instructions below, check for missing or damaged parts and if you need any assistance please contact our technical support line (562) 921-7461.

PARTS LIST

Item No.	Part No.	Description	Qty.
1	A680R-S	Quiet Baffle	1
2	A234HW	1/4-20 x 5/16 BHCS	1



HARDWARE



TOOLS REQUIRED



5/32" Allen Wrench

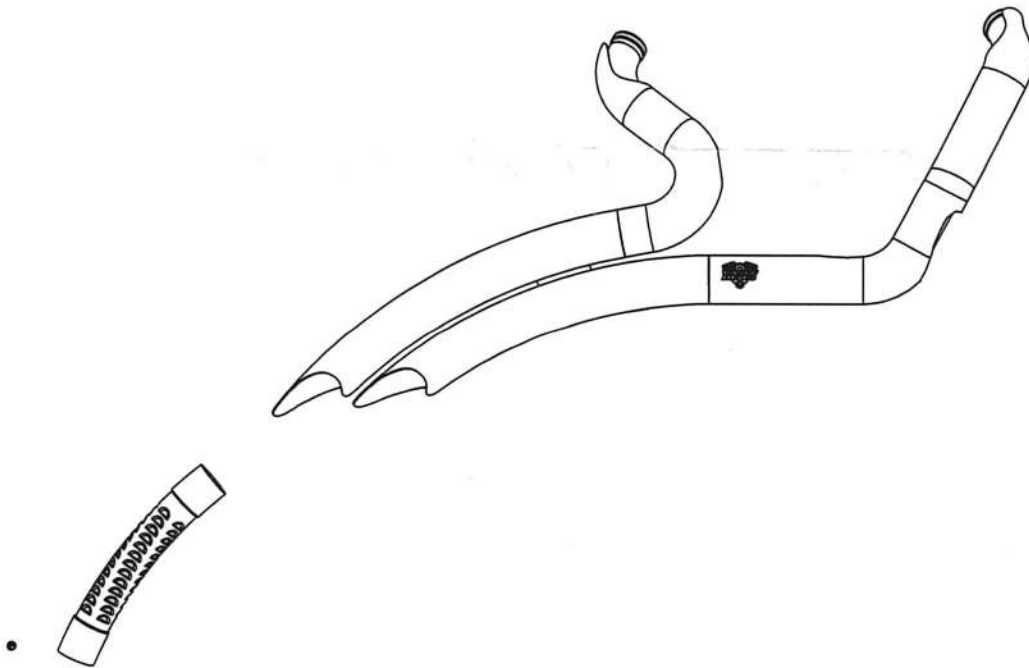


5/16" Nut Driver

STOCK EXHAUST BAFFLE REMOVAL

1. Remove muffler heat shields.
2. Remove the 1/4-20 button head screw securing the stock exhaust baffle from exhaust pipe.
3. Remove the stock exhaust baffle from exhaust pipe.
4. Allow penetrating oil to soak as directed if the stock baffles have been used.

Figure 1



VANCE & HINES BAFFLE INSTALLATION

1. Insert the quiet baffle and align the bolt holes.
2. Secure the quiet baffle to the muffler with the included 1/4-20 x 5/16" button head cap screw.
3. Re-install muffler heat shields.
4. Be sure to tighten all of the hardware before starting your motorcycle.
5. After installation and before starting motorcycle, completely clean pipes and mufflers with cleaning solvent and a clean, soft cloth that will not leave a residue. **NOTE:** Any residue, oil, or fingerprints will stain the chrome when the metal heats up.

Emissions Notice:

In California, in order to meet Air Resources Board emissions requirements, certain aftermarket part applications have been identified as replacements, and others have received ARB Executive Orders. All other emissions related aftermarket parts are for competition use only. A list of replacement parts and EO parts, and corresponding fitment is provided at vanceandhines.com/california.

Warranty:

All Vance & Hines products are warranted against defects in material and workmanship for a period of 90 days. This warranty does not cover discoloration or rust. This warranty shall be limited to the repair or replacement of the product, which may be proven defective under normal use. Vance & Hines will not warranty any system that has been abused, misused, improperly installed or modified.

Dealers or distributors are not authorized to make dispositions binding upon Vance & Hines. Vance & Hines will not be responsible for any labor charges incurred in removing or replacing any system under warranty. A return authorization number and a copy of the original purchase invoice must accompany all returns. Parts returned without a return authorization may be refused.

13861 ROSECRANS AVENUE / SANTA FE SPRINGS, CA 90670
SALES: (562) 921-5388
TECHNICAL: (562) 926-5291
FAX: (562) 802-0110

vanceandhines
.com

